



2002-03

Jerome Beasley, Senior, Center (26.6 ppg, 8.9 rpg)
 First team NABC, Daktronics and *Division II Bulletin*




Beasley

2001-02

Jerome Beasley, Junior, Center (21.7 ppg, 7.9 rpg)
 First team *Division II Bulletin*, second team Daktronics and NABC



Behrens



Mustard



Johnson

2000-01

Kyle Behrens, Senior, Center (19.3 ppg, 6.4 rpg)
 Second team *Division II Bulletin* and NABC, third team *Basketball Times*



Gardner



Guldseth



Vonesh



Jackson

1999-00

Chad Mustard, Senior, Forward (16.0 ppg, 8.0 rpg)
 Third team NABC All-American

1994-95

Todd Johnson, Senior, Forward (16.6 ppg, 10.6 rpg)
 Fourth team *Division II Bulletin* All-American



Pederson



Haaven



Wolfe

1993-94

Chris Gardner, Senior, Center (19.5 ppg, 7.8 rpg)
 Third team NABC All-American

1992-93

Scott Guldseth, Senior, Guard (19.9 ppg, 5.5 rpg)
 First team *Basketball Times* and NABC All-American

1964-65

Paul Pederson, Junior, Guard (16.9 ppg, 5.6 rpg)
 First team AP and Converse, second team UPI All-American

1991-92

Scott Guldseth, Junior, Guard (18.5 ppg, 5.8 rpg)
 Third team NABC All-American

1956-57

Jon Haaven, Senior, Center (23.4 ppg, 9.3 rpg)
 Third team Converse All-American

1990-91

Dave Vonesh, Senior, Center (20.0 ppg, 11.3 rpg)
 First team NABC All-American

1956-57

Jon Haaven, Junior, Center (23.1 ppg, 8.8 rpg)
 First team Helms Foundation, third team Converse All-American

1989-90

Dave Vonesh, Junior, Center (22.5 ppg, 11.7 rpg)
 First team *Basketball Gazette*, third team NABC All-American

1952-53

Chuck Wolfe, Senior, Forward (24.8 ppg, 10.3 rpg)
 Third team Converse All-American

1966-67

Phil Jackson, Senior, Center (27.4 ppg, 14.4 rpg)
 First team AP, UPI and Converse All-American

1951-52

Chuck Wolfe, Junior, Forward (16.4 ppg, 11.6 rpg)
 Third team Converse All-American

1965-66

Phil Jackson, Junior, Center (21.8 ppg, 12.9 rpg)
 First team AP, UPI and Converse All-American



North Dakota All-NCC Selections

1923 - Walter Burkman	1962 - Curt Holt
Arthur Busdicker	1963 - Curt Holt
1924 - Arthur Busdicker	1964 - Tom Nesbitt
1926 - Edmund Boe	1965 - Jim Hester
Albert Wild	Paul Pederson
1927 - Edmund Boc	Phil Jackson
Paul Boyd	Tom Nesbitt
Victor Brown	1966 - Phil Jackson
Alford Letch	Tom Nesbitt
1928 - Victor Brown	Paul Pederson
Lewis Lee	1967 - Phil Jackson
Alford Letch	Jim Hester
1929 - Paul Boyd	1968 - Vern Praus
Harold Eberly	1969 - Al Jenkins
Lewis Lee	Vern Praus
1930 - Victor Brown	1970 - Mahlon Sanders
William Lowe	Chuck Dodge
Verne DuChene	1971 - Mahlon Sanders
1931 - William Lowe	1972 - Craig Skarperud
Curtis Schave	Chuck Dodge
1932 - Gordon Dablow	1974 - Jim Goodrich
Fred Felber	Don Gunhus
Ted Meinhover	1975 - Mark Lindahl
Bernard Smith	1976 - Jim Goodrich
1933 - Gordon Dablow	Mark Lindahl
Ted Meinhover	1977 - Fred Lukens
Bernard Smith	Chris Fahrbach
1934 - Ted Meinhover	1978 - Chris Fahrbach
Ken Mullen	1979 - Chris Fahrbach
Bernard Smith	1980 - Todd Bakken
1935 - Emmet Birk	1981 - Aaron Harris
Weston Booth	Dan Clausen
Herman Witasek	1982 - Aaron Harris
1936 - Emmet Birk	Dan Clausen
Robert Finnegan	Steve Brekke
Herman Witasck	1983 - Steve Brekke
1937 - Emmet Birk	1985 - Roland Jacobs
Robert Finnegan	1987 - Steve Staver
1938 - William McCosh	1988 - Dave Vonesh
1939 - William McCosh	1989 - Mike Boschee
Don Pepke	1990 - Dave Vonesh
1940 - Bruce Stevenson	1991 - Dave Vonesh
1941 - Bruce Stevenson	Scott Guldseth
1942 - Bruce Stevenson	1992 - Scott Guldseth
1947 - Dudley Draxton	Chris Gardner
1948 - Dudley Draxton	1993 - Scott Guldseth
1949 - Don Meredith	Todd Johnson
Ed Weber	1994 - Chris Gardner
1950 - Ed Weber	Todd Johnson
Fritz Engel	1995 - Todd Johnson
1951 - Chuck Wolfe	Travis Tuttle
Fritz Engel	1996 - Travis Tuttle
1952 - Chuck Wolfe	Frank Iverson
1953 - Chuck Wolfe	1997 - Travis Tuttle
Jon Haaven	1998 - Hunter Berg
1954 - Jon Haaven	1999 - Hunter Berg
Don Augustin	2000 - Chad Mustard
1955 - Don Augustin	Hunter Reinke
Ron Lackle	2001 - Kyle Behrens
Warner Brand	2002 - Jerome Beasley
1956 - Don Augustin	Jeff Brandt
1957 - Jon Haaven	2003 - Jerome Beasley
1958 - Bob Hokanson	2004 - Evan Lindahl
1959 - Bill Monson	Todd Rypkema
1960 - Larry Exel	2005 - Todd Rypkema
1961 - Prentiss Thompson	

North Dakota Honorable Mention All-American1996 Travis Tuttle, *Junior, Guard***North Dakota NCC Most Valuable Players**

1953	Chuck Wolfe, <i>Senior, Forward</i>
1954	Jon Haavcn, <i>Junior, Center</i>
1955	Don Augustin, <i>Junior, Forward</i>
1966	Phil Jackson, <i>Junior, Forward</i>
1967	Phil Jackson, <i>Senior, Forward</i>
1969	Al Jenkins, <i>Senior, Guard</i>
1982	Dan Clausen, <i>Senior, Forward</i>
1990	Dave Vonesh, <i>Junior, Center</i>
1991	Dave Vonesh, <i>Senior, Center</i>
1993	Scott Guldseth, <i>Senior, Guard</i>
2001	Kyle Behrens, <i>Senior, Center</i>
2002	Jerome Beasley, <i>Junior, Forward</i>
2003	Jerome Beasley, <i>Senior, Forward</i>

North Dakota Miscellaneous NCC Honors**Defensive Player of the Year**

1991 Rico Burkett 1996 Frank Iverson

Newcomer of the Year

1992 Broderick Powell 2002 Jerome Beasley

Freshman of the Year

2001 Jeff Brandt

All-Freshman Team

1991	Chris Gardner	1994	Brian Ehrp
1992	Todd Johnson	1995	Dale Aue
1993	Travis Tuttle		

UND Academic All-NCC Selections

1975	Fred Lukens	1986	Mark Basco
1976	Fred Lukens	1987	Pete Stewart
1977	Fred Lukens	1992	Scott Guldseth
1979	Doug Moc	1993	Ben Jacobson
	Todd Bakken		Scott Guldseth
1980	Doug Moc	1997	Travis Tuttle
	Todd Bakken	2000	Blaine Ristvedt
1981	Todd Bakken	2001	Kyle Behrens
	Doug Moc	2005	Steve Bradley
1982	Jon Sonat		Todd Rypkema



1,000-Point Scorers

NAME	GP	FG- FGA	PCT.	FT- FTA	PCT.	REB- AVG.	PF- D	PTS	AVG.
1. GULDSETH, Scott (Also includes 112-264 on 3-point field goals)									
1989-90	30	159 325	.489	91 114	.798	165 5.5	93 4	418	13.9
1990-91	33	221- 435	.508	98- 117	.838	203- 6.2	96- 2	563	17.1
1991-92	32	213- 428	.498	124- 151	.821	184- 5.8	107- 2	593	18.5
1992-93	31	213- 446	.478	153- 176	.869	171- 5.5	105- 5	616	19.9
Totals	126	806- 1634	.493	466- 558	.835	723- 5.7	401- 13	2190	17.4
2. VONESH, Dave									
1986-87	26	40- 77	.520	13- 31	.419	78- 3.0	48- 0	93	3.5
1987-88	28	196 384	.510	121 180	.672	347 12.4	80 0	513	18.3
1989-90	35	303- 500	.606	182- 235	.775	410- 11.7	83- 1	788	22.5
1990-91	33	234- 402	.582	191- 231	.827	372- 11.3	64- 0	659	20.0
Totals	122	773- 1363	.567	507- 677	.749	1207- 9.9	275- 1	2053	16.8
3. TUTTLE, Travis (Also includes 350-802 on 3-point field goals)									
1992-93	31	100- 218	.459	26- 35	.743	39- 1.3	49- 0	297	9.6
1994-95	28	190- 413	.460	99- 108	.917	56- 2.0	57- 2	581	20.8
1995-96	24	183 406	.451	102 132	.773	51 2.1	47 0	549	22.9
1996-97	25	169- 388	.436	74- 90	.822	41- 1.6	46- 0	508	20.3
Totals	108	642- 1425	.451	301- 365	.825	187 1.7	199- 2	1935	17.9
4. GARDNER, Chris									
1989-90	5	11- 26	.423	4- 12	.333	22- 4.4	12- 1	26	5.2
1990-91	33	140- 205	.683	40- 90	.445	139- 4.2	79- 0	320	9.7
1991-92	30	190- 323	.588	107- 157	.682	219- 7.3	85- 2	487	16.2
1992-93	31	151 263	.574	69 131	.527	169 5.5	80 3	371	12.0
1993-94	32	244- 392	.623	137- 206	.665	248- 7.8	106- 3	625	19.5
Totals	131	736- 1209	.609	357- 596	.599	797- 6.1	362- 9	1829	14.0
5. JACKSON, Phil									
1964-65	31	129- 307	.422	107- 156	.686	361- 11.6	99- 4	365	11.8
1965-66	29	238- 439	.542	155- 203	.764	374- 12.9	94- 6	631	21.8
1966-67	26	252- 468	.539	208- 278	.748	374- 14.4	86- 6	712	27.4
Totals	86	619- 1214	.510	470- 637	.738	1109- 12.9	279- 16	1708	19.9
6. JOHNSON, Todd (Also includes 32-77 on 3-point field goals)									
1990-91	32	112- 217	.516	72- 96	.750	188- 5.9	89- 4	298	9.3
1991-92	31	151 235	.643	67 90	.744	172 5.6	75 0	377	12.2
1993-94	30	198- 346	.572	127- 156	.814	248- 8.3	58- 2	531	17.7
1994-95	28	180- 324	.556	92- 132	.697	296- 10.6	71- 2	466	16.6
Totals	121	641- 1122	.571	358- 474	.755	904- 7.5	293- 8	1672	13.8
7. HAAVEN, Jon									
1951-52	18	47- 80	.568	35- 58	.603	77- 4.3	42- 2	129	7.2
1952-53	24	152- 310	.490	108- 159	.679	192- 8.0	81- 5	412	17.2
1953-54	24	209 416	.502	137 188	.729	211 8.8	83 6	555	23.1
1956-57	23	198- 401	.494	142- 188	.755	214- 9.3	79- 4	538	23.4
Totals	89	606- 1207	.502	422- 593	.712	694- 7.8	285- 17	1634	18.4
8. MUSTARD, Chad (Also includes 0-1 on three-point field goals)									
1996-97	27	56- 115	.487	49- 79	.620	131- 4.9	65- 2	161	6.0
1997-98	27	128- 222	.577	120- 166	.723	183- 6.8	82- 3	376	13.9
1998-99	27	193- 356	.542	148- 193	.767	179- 6.6	85- 1	534	19.8
1999-2000	31	181 366	.495	135 194	.696	248 8.0	82 3	497	16.0
Totals	112	558- 1059	.527	452- 632	.715	741- 6.6	314- 9	1568	14.0
9. FAHRBACH, Chris									
1975-76	23	53 100	.530	25 30	.833	78 3.4	34 0	131	5.7
1976-77	30	166- 374	.444	64- 83	.771	242- 8.1	70- 1	396	13.2
1977-78	26	175- 328	.534	57- 82	.695	189- 7.3	61- 2	407	15.7
1978-79	28	223- 413	.540	62- 86	.721	224- 8.0	70- 0	508	18.1
Totals	107	617- 1215	.508	208- 281	.740	733- 6.9	235- 3	1442	13.5
10. BEASLEY, Jerome (Also includes 47-99 on 3-point field goals)									
2001-02	29	251- 471	.533	114- 151	.755	228- 7.9	61- 0	630	21.7
2002-03	29	293 571	.513	153 208	.736	259 8.9	61 1	772	26.6
Totals	58	544- 1042	.522	267- 359	.744	487- 8.4	122- 1	1402	24.2
11. GREULICH, Mike									
1976-77	30	127 251	.433	56 117	.470	193 6.4	90 6	310	10.3
1977-78	27	143- 289	.495	56- 86	.651	145- 5.4	84- 6	342	12.7
1978-79	27	157- 311	.505	64- 116	.552	180- 6.7	79- 3	378	14.0
1979-80	28	133- 278	.478	36- 83	.434	176- 6.3	70- 1	302	10.8
Totals	112	560- 1129	.496	212- 402	.527	694- 6.2	323- 16	1332	11.9
12. WOLFE, Chuck									
1950-51	24	165- 340	.485	105- 163	.644	201- 8.4	61- 5	435	18.1
1951-52	18	113 240	.457	70 108	.648	209 11.6	44 2	296	16.4
1952-53	24	206- 461	.428	184- 238	.773	247- 10.3	69- 4	596	24.8
Totals	66	484- 1041	.465	359- 509	.705	657- 10.0	174- 11	1327	20.1
13. AUGUSTIN, Don									
1952-53	21	57- 123	.463	42- 65	.646	199- 9.4	64- 4	156	7.4
1953-54	24	114- 240	.475	99- 127	.780	304- 12.7	77- 3	327	13.6
1954-55	23	137- 396	.346	161- 208	.774	335- 14.6	88- 9	435	18.9
1955-56	22	140 366	.383	115 157	.732	304 13.8	74 7	395	18.0
Totals	90	448- 1125	.398	417- 557	.749	1142- 12.7	303- 23	1313	14.6
14. TRAVIS, Marcus (Also includes 95-236 on 3-point field goals)									
1996-97	27	88 198	.444	53 68	.779	102 3.8	69 3	231	8.6
1997-98	27	105- 216	.486	89- 117	.761	114- 4.2	67- 0	308	11.4
1998-99	27	99- 221	.448	74- 100	.740	108- 4.0	70- 2	305	11.3
1999-00	31	133- 303	.439	68- 93	.731	142- 4.6	71- 1	385	12.4
Totals	112	425- 938	.453	284- 378	.751	466- 4.2	277- 6	1229	11.0
15. BAKKEN, Todd									
1977-78	15	14- 47	.298	23- 42	.548	34- 2.3	19- 0	51	3.4
1978-79	27	118 236	.500	46 76	.605	146 5.4	77 4	282	10.4
1979-80	30	176- 331	.532	121- 174	.695	224- 7.5	98- 6	473	15.8
1980-81	31	151- 283	.534	88- 124	.710	203- 6.5	102- 9	390	12.6
Totals	103	459- 897	.512	278- 416	.668	607- 5.9	296- 19	1196	11.6



Scott Guldseth



Dave Vonesh



Travis Tuttle



Chris Gardner




Phil Jackson




Todd Johnson



Jon Haaven



Chad Mustard



Chris Fahrbach



Jerome Beasley



Mike Greulich



Chuck Wolfe




1,000-Point Scorers


NAME	GP	FG- FGA	PCT.	FT- FTA	PCT.	REB- AVG.	PF- D	PTS	AVG.
16. EHRP, Brian (Also includes 3-7 on 3-point field goals)									
1993-94	32	67- 144	.465	68- 84	.810	109- 3.4	58- 2	202	6.3
1994-95	24	94- 164	.573	81- 103	.786	126- 5.3	76- 3	269	11.2
1995-96	25	141- 244	.578	104- 163	.638	181- 7.2	68- 1	386	15.4
1996-97	25	132- 226	.584	66- 94	.702	183- 7.3	76- 4	333	13.3
Totals	106	434- 778	.558	319- 444	.718	599- 5.7	278- 10	1190	11.2
17. WILSON, Kevin									
1982-83	28	155- 333	.465	81- 116	.698	212- 7.6	84- 3	391	14.0
1983-84	28	160- 309	.518	73- 114	.640	205- 7.3	81- 2	393	14.0
1985-86	27	80- 185	.432	31- 52	.596	134- 5.0	61- 1	191	7.1
1986-87	27	73- 154	.474	68- 85	.800	123- 4.6	55- 1	214	7.9
Totals	110	468- 981	.477	253- 367	.689	674- 6.1	284- 7	1189	10.8
18. REINKE, Hunter (Also includes 94-229 on 3-point field goals)									
1996-97	27	82- 168	.488	42- 55	.764	129- 4.7	59- 2	229	8.5
1997-98	27	113- 251	.450	69- 81	.852	147- 5.4	63- 4	312	11.6
1998-99	23	77- 154	.500	45- 66	.682	102- 4.4	44- 1	212	9.2
1999-00	31	149- 289	.516	93- 126	.738	197- 6.4	60- 3	432	13.9
Totals	108	421- 862	.488	249- 328	.759	575- 5.3	226- 10	1185	11.0
19. BEHRENS, Kyle (Also includes 51-133 on 3-point field goals)									
1997-98	27	58- 132	.439	22- 42	.524	120- 4.4	71- 4	138	5.1
1998-99	27	91- 194	.469	63- 92	.685	155- 5.7	90- 5	251	9.3
1999-00	31	68- 159	.428	71- 94	.755	175- 5.6	86- 4	224	7.2
2000-01	27	183- 386	.474	126- 173	.728	172- 6.4	79- 3	520	19.3
Totals	112	400- 871	.459	282- 401	.703	622- 5.6	326- 16	1133	10.5
20. RYPKEMA, Todd (Also includes 0-1 on 3-point field goals)									
2001-02	17	15- 23	.652	10- 15	.667	30- 1.8	20- 0	40	5.1
2002-03	27	59- 98	.602	11- 25	.440	80- 3.0	44- 0	129	9.3
2003-04	27	181- 322	.562	92- 147	.626	210- 7.8	85- 5	454	7.2
2004-05	30	195- 318	.613	103- 153	.673	257- 8.6	86- 3	493	19.3
Totals	101	450- 761	.591	216- 340	.635	622- 6.2	235- 8	1116	11.0
21. BOSCHEE, Mike (Also includes 199-498 on 3-point field goals)									
1986-87	9	0- 0	.000	6- 6	1.000	1- .1	3- 0	6	.7
1987-88	22	20- 45	.445	3- 4	.750	13- .0	22- 0	52	2.4
1988-89	28	169- 384	.440	71- 77	.922	84- 3.0	67- 1	504	18.0
1989-90	35	190- 456	.417	66- 79	.835	68- 1.9	91- 2	541	15.5
Totals	94	379- 885	.428	146- 166	.880	166- 1.8	183- 3	1103	11.7
22. BRANDT, Jeff (Also includes 215-583 on 3-point field goals)									
2000-01	27	138- 328	.421	45- 55	.818	85- 3.1	50- 1	406	15.0
2001-02	29	152- 385	.395	38- 46	.826	77- 2.7	51- 0	422	14.6
2002-03	24	100- 253	.395	20- 29	.690	63- 2.6	48- 2	270	11.3
Totals	80	390- 966	.428	103- 130	.792	225- 2.8	149- 3	1098	13.7
23. GUNHUS, Don									
1971-72	17	17- 44	.386	24- 29	.828	31- 1.8	19- 1	58	3.4
1972-73	26	122- 288	.424	45- 72	.625	118- 4.5	57- 2	289	11.1
1973-74	29	161- 348	.463	80- 100	.800	179- 6.2	78- 4	402	13.9
1974-75	29	131- 283	.463	85- 114	.746	188- 6.5	72- 3	347	12.0
Totals	101	431- 963	.448	234- 315	.743	516- 5.1	266- 10	1096	10.9
24. GOODRICH, Jim									
1973-74	18	110- 255	.431	48- 60	.800	58- 3.2	49- 2	268	14.9
1974-75	26	169- 352	.480	27- 44	.614	65- 2.5	64- 1	365	14.0
1975-76	29	194- 386	.503	74- 88	.841	86- 3.0	76- 0	462	15.9
Totals	73	473- 993	.476	149- 192	.776	209- 2.9	189- 3	1095	15.0
25. CLAUSEN, Dan									
1980-81	31	215- 394	.546	116- 171	.678	376- 12.1	100- 7	546	17.6
1981-82	32	214- 377	.568	119- 177	.672	360- 11.3	108- 10	547	17.1
Totals	63	429- 771	.556	235- 348	.675	736- 11.7	208- 17	1093	17.3
26. HESTER, Jim									
1964-65	31	190- 423	.450	72- 119	.605	284- 9.2	99- 4	452	14.6
1965-66	19	99- 238	.416	60- 83	.766	155- 8.2	48- 0	257	13.5
1966-67	21	155- 340	.470	63- 91	.692	177- 8.4	60- 1	373	17.8
Totals	71	444- 1001	.444	195- 293	.666	616- 8.7	207- 5	1083	15.2
27. SKARPERUD, Craig									
1969-70	25	126- 281	.448	37- 49	.755	52- 2.1	73- 3	289	11.6
1970-71	25	156- 340	.459	80- 92	.870	65- 2.6	65- 2	392	15.7
1971-72	25	155- 332	.467	74- 92	.804	76- 3.0	61- 3	384	15.4
Totals	75	437- 953	.459	191- 233	.820	193- 2.6	199- 8	1065	14.2
28. BASCO, Mark									
1982-83	21	24- 64	.375	21- 29	.724	52- 2.4	22- 0	69	3.2
1983-84	28	80- 149	.537	44- 58	.759	122- 4.4	44- 0	204	7.3
1984-85	28	169- 309	.547	88- 112	.766	154- 5.5	66- 1	426	15.2
1985-86	28	144- 289	.498	74- 101	.733	192- 6.9	66- 3	362	12.9
Totals	105	417- 811	.514	227- 300	.757	520- 5.0	198- 4	1061	10.1




Don Augustin



Marcus Travis



Todd Bakken



Brian Ehrp



Kevin Wilson



Hunter Reinke




Kyle Behrens



Todd Rypkema



Mike Boschee




Jeff Brandt



Don Gunhus



Jim Goodrich



Dan Clausen



Jim Hester



Craig Skarperud



Mark Basco



Scoring

		GAME	
Overall:	56	Henry (Doc) O'Keefe vs Mayville (2/15/08) in 118-5 win	
Home Court:	50	Phil Jackson vs. Northern Iowa (2/24/67) in 92-64 win	
Opp. Court:	49	Al Jenkins vs. Morningside (2/15/69) in 100-92 win	
First Half:	33	Phil Jackson vs. Parsons (3/11/67) at Normal, Ill., second round NCAA Tournament in 107-56 win	
Second Half:	36	Travis Tuttle vs. Minnesota-Morris (12/14/96) in 94-88 (OT) win	
Losing Effort:	40	Travis Tuttle vs. South Dakota State (1/17/97) in 95-84 loss	
Two UND Players:	86	Phil Jackson (51) and Jim Hester (35) vs. Parsons (3/11/67) at Normal, Ill. second round NCAAs	
By Opponent:	40	Jon Bryant, St. Cloud State (2/8/97), in 124-119 (2 OT) loss	

		SEASON	
Overall:	788	Dave Vonesh, 1989-90, (303 FG, 182 FT)	
Average:	27.4	Phil Jackson, 1966-67	
Freshman:	418	Scott Guldseth, 1989-90	
Sophomore:	581	Travis Tuttle, 1994-95	
Junior:	788	Dave Vonesh, 1989-90	
Senior:	772	Jerome Beasley, 2002-03	
30-Pt. Games:	12	Phil Jackson, 1966-67	
40-Pt. Games:	2	Phil Jackson, 1965-66	
		2 Travis Tuttle, 1995-96	
50-Pt. Games:	2	Phil Jackson, 1966-67	


		CAREER	
Overall:	2,190	Scott Guldseth, 1990-93, 126 games	
Average:	24.2	Jerome Beasley, 2001-03, (58 games 1,402 points)	
30-Pt. Games:	18	Phil Jackson, 1964-67, 86 games	
40-Pt. Games:	3	Phil Jackson, 1964-67, 86 games	
		3 Travis Tuttle, 1993-97, 108 games	
50-Pt. Games:	2	Phil Jackson, 1964-67, 86 games	
Consecutive 20-Point Games:	11	Jerome Beasley, 2002-03, 29 games	

Field Goals

		GAME	
Made:	22	Phil Jackson vs. Parsons (3/11/67) at NCAA Tournament in 107-56 win (22-of-31)	
Attempted:	33	Phil Jackson vs. Northern Iowa (2/24/67) in 92-64 win (20-of-33)	
Consecutive Made:	16	Phil Jackson vs. Parsons (3/11/67) at NCAA Tournament in 107-56 win	
Most w/o Miss:	11	Brian Ehrp, vs. Augustana (1/13/96) in 85-77 win	

		SEASON	
Made:	303	Dave Vonesh, 1989-90, 500 FGA	
Attempted:	571	Jerome Beasley, 2002-03, 293 FGM	
Consecutive Made:	16	Phil Jackson vs. Parson (3/11/67) at NCAA Tournament in 107-56 win	
Percentage:	.643	Todd Johnson, 1992-93, (151-of-235)	

		CAREER	
Made:	806	Scott Guldseth, (1990-93), 806-of-1,634	
Attempted:	1,634	Scott Guldseth, (1990-93), 806-of-1,634	
Percentage:	.609	Chris Gardner (1990-94) 131 games, 736-of-1,209	



Phil Jackson



Travis Tuttle



Dave Vonesh

3-Point Field Goals

(Established in 1986-87)

		GAME	
Made:	10	Travis Tuttle vs. Holy Names, 11/19/94 (10-of-16)	
Attempted:	17	Travis Tuttle vs. Augustana, 2/14/97 (5-of-17)	
		Travis Tuttle vs. Moorhead State, 12/16/95 (9-of-17)	
		Jeff Brandt vs. Kansas, 11/17/00 (3-of-17)	

		SEASON	
Made:	102	Travis Tuttle, 1994-95 (102-of-230)	
Attempted:	241	Mike Boschee, 1989-90, (95-of-241)	

		CAREER	
Made:	350	Travis Tuttle (1993-97)	
Attempted:	802	Travis Tuttle (1993-97)	
Percentage:	.436	Travis Tuttle (1993-97)	



Steals

(Statistic kept since 1979-80 season)

Game:	9 Dave Vonesh vs. Augustana (1/23/90)
Season:	75 Rico Burkett, 1989-1990
Career:	178 Scott Guldseth, 1990-93

Free Throws

GAME

Made:	23 Phil Jackson vs. South Dakota State (1/6/67) in 86-75 win, (23-of-27)
Attempted:	27 Phil Jackson vs. South Dakota State (1/6/67) in 86-75 win, (23-of-27)
Consecutive Made:	14 Al Jenkins vs. North Dakota State (2/24/68) in 83-71 win
Percentage:	1.000 Al Jenkins vs. North Dakota State (2/24/68) in 83-71 win (14-of-14); eight other players, ranging from 12-of-12 to 9-of-9

SEASON

Made:	208 Phil Jackson, 1966-67, (208-of-278)
Attempted:	278 Phil Jackson, 1966-67, (208-of-278)
Consecutive Made:	45 Mike Boschec, 1988-89, (12/21/89 to 2/4/90)
Percentage:	.922 Mike Boschec, 1988-89, (71-of-77)

CAREER

Made:	507 Dave Vonesh, 1987-91, 122 games (508-of-788)
Attempted:	677 Dave Vonesh, 1987-91, 122 games (508-of-788)
Percentage:	.880 Mike Boschec, 1987-90, 94 games (146-of-166)

Rebounds

Game:	32 Don Augustin vs. Morningside (1/7/55) in 78-65 win
Season:	410 Dave Vonesh, 1989-90, 35 games, 11.7 avg.
Average:	14.6 Don Augustin, 1954-55, 23 games, 335 total
Career:	1,207 Dave Vonesh, 1987-91, 122 games, 9.9 avg
Average:	12.9 Phil Jackson, 1965-67, 86 games

Fouls

Season:	108 Dan Clausen, 1981-82, 32 games
Career:	401 Scott Guldseth, 1990-93, 126 games

Assists

Game:	14 Doug Moe vs. NDSU (12/29/79) in 87-77 win at NCC Holiday Tournament at Sioux Falls, S.D.
Season:	232 Rico Burkett, 1989-90, 6.6 avg.
Career:	595 Burke Barlow, 1993-96, 118 games, 5.0 avg.



Burke Barlow

Blocked Shots

(Statistic kept since 1979-80 season)

Game:	10 Dan Clausen vs. Augustana (1/23/82)
Season:	93 Chris Gardner, 1991-92
Career:	313 Chris Gardner, 1990-94
Average:	2.4 Chris Gardner, 1990-94, 131 games



Chris Gardner

Games Played

Season:	35 *Dave Vonesh, *Mike Boschec, Solomon Ayinla, Rico Burkett, David Robertson, Ben Jacobson *-started all 35 games
Career:	131 David Robertson, 1990-93 and Chris Gardner, 1990-94
Consecutive Starts:	116 Scott Guldseth, 1990-93



Team Scoring

		GAME	
Overall:	119	vs. St. Cloud State (2/8/97)	in 124-119 (2OT) loss
Home Court:	119	vs. St. Cloud State (2/8/97)	in 124-119 (2OT) loss
Opp. Court:	111	vs. Minot State (12/5/95)	in 111-86 win
Neutral Court:	107	vs. Parsons (3/11/67) at Normal, Ill.,	in NCAA Tournament in 107-56 win
First Half:	63	vs. Bellevue (Neb.) College (12/1/90)	in 107-63 win
Second Half:	73	vs. Morningside (2/8/69)	in 118-66 win
Losing Effort:	119	vs. St. Cloud State (2/8/97)	in 124-119 (2OT) loss
By Opponent:	124	by St. Cloud State (2/8/97)	in 124-119 (2OT) loss
Both Teams:	243	vs. St. Cloud State (2/8/97)	in 124-119 (2OT) loss
Margin of Victory:	113	vs. Mayville State (2/15/08)	in 118-5 win
Margin of Defeat:	50	vs. Villanova (12/10/69)	in 107-57 loss

		SEASON	
Overall:	2,885	1989-90	
Average:	82.9	1965-66	
Opponents:	2,448	1989-90	

Field Goals

		GAME	
Made:	50	vs. Northern Montana (12/19/81)	in 111-76 win (50x91)
Attempted:	107	vs. Superior State (1/7/64)	in 106-60 win (41x107)
Percentage:	.672	vs. Dakota State (12/11/93)	in 100-76 win (39x58)

		SEASON	
Made:	981	1981-82	
Attempted:	2,234	1964-65	
Percentage:	.507	1992-93, (883x1,742)	

Free Throws

		GAME	
Made:	45	vs. South Dakota State (1/22/55)	in 83-74 win (45x61)
Attempted:	61	vs. South Dakota St. (1/22/55)	in 83-74 win (45x61)
Percentage:	1.000	vs. Stonehill (2/29/80)	in 70-57 loss (9x9)
		vs. North Dakota St. (2/3/01)	in 73-80 loss (12x12)
		vs. North Dakota St. (2/2/02)	in 54-66 loss (4x4)
Attempted:	109	vs. South Dakota State (1/22/55)	in 83-74 win
(Both Teams)		(UND - 45x61, SDSU - 36x48)	

		SEASON	
Made:	569	1999-00, (569x773)	
Attempted:	819	1981-82, (565x819)	
Percentage:	.767	1988-89, (379x494)	

3-Point Field Goals

		(Established in 1986-87)	
		GAME	
Made:	16	vs. Augustana (2/9/96)	in 108-99 win (16x18)
	16	vs. Minn.-Morris (11/24/03)	in 113-59 win (16x22)
Attempted:	35	vs. Neb.-Omaha (3/4/03)	in 73-81 loss (12x35)
Percentage:	.889	vs. Augustana (2/9/96)	in 108-99 win (16x18)
	.889	vs. SUNY-New Paltz (12/31/04)	in 82-58 win (16x18)

		SEASON	
Made:	241	1999-2000	
Attempted:	626	1999-2000	
Percentage:	.441	1989-90, (192x467)	

Rebounds

Game:	102	vs. Lincoln (12/1/67)	in 90-69 win
Season:	1,816	1964-65, 31 games	
Average:	58.6	1964-65, 31 games	

Fouls

Game:	38	vs. South Dakota State (1/18/51)	in 55-53 win
Disqualifications:	6	vs. South Dakota State (1/18/51)	in 55-53 win
Season:	648	1989-90	
Disqualifications:	28	1951-52	

Assists

Game:	35	vs. NDSU (12/29/79)	in 81-77 win in NCC Holiday Tourney at Sioux Falls, S.D.
Season:	699	1989-90	
Average:	20.5	1993-94	

Attendance

		GAME	
Home:	13,280	vs. Kansas (12/22/01)	in 77-108 loss
Road:	16,000	vs. Kansas (11/17/00)	in 61-92 loss

		SEASON	
Home:	79,770	1990-91, 18 games,	4,432 avg.
All Games:	126,953	1989-90, 35 games,	3,627 avg.

Miscellaneous

Most Wins:	29	1990-91
Win Streak:	28	from 1/3/35 to 2/28/36
Home Win Streak:	48	from 2/22/74 to 3/11/77
Most Losses:	20	1988-89
Losing Streak:	11	last game in 1958-59 and first 10 in 1959-60
Fewest Wins:	3	1959-60
Undefeated Seasons:	1919-20 (16-0), 1917-18 (15-0), 1906-07 (7-0), 1907-08 (6-0)	
Most Consecutive Road Wins:	18	from 2/4/35 to 12/5/36



UND Men's Basketball Career Records

Scoring

1. Scott Guldseth (1990-93)	2,190
2. Dave Vonesh (1987-91)	2,053
3. Travis Tuttle (1993-97)	1,935
4. Chris Gardner (1990-94)	1,829
5. Phil Jackson (1965-67)	1,708
6. Todd Johnson (1991-95)	1,672
7. Jon Haaven (1952-54, 57)	1,634
8. Chad Mustard (1997-00)	1,568
9. Chris Fahrback (1976-79)	1,442
10. Jerome Beasley (2001-03)	1,402

Rebounding

1. Dave Vonesh (1987-91)	1,207
2. Don Augustin (1953-56)	1,142
3. Phil Jackson (1965-67)	1,109
4. Todd Johnson (1992-95)	904
5. Chris Gardner (1990-94)	797
6. Chuck Dodge (1970-72)	788
7. Chad Mustard (1997-00)	741
8. Dan Clausen (1981-82)	736
9. Chris Fahrback (1976-79)	733
10. Scott Guldseth (1990-93)	723

Games Played

1. Chris Gardner (1990-94)	131
David Robertson (1990-93)	131
3. Scott Guldseth (1990-93)	126
4. Dave Vonesh (1987-91)	122
5. Todd Johnson (1992-95)	121
6. Jon Sonat (1979-82)	120
7. Burke Barlow (1993-96)	118
8. Doug Moe (1978-81)	116
9. Mike Greulich (1977-80)	112
Chad Mustard (1997-00)	112
Marcus Travis (1996-00)	112
Kyle Behrens (1998-01)	112

Field Goals Made

1. Scott Guldseth (1990-93)	806
2. David Vonesh (1987-91)	773
3. Chris Gardner (1990-94)	736
4. Travis Tuttle (1993-97)	642
5. Todd Johnson (1992-95)	641
6. Phil Jackson (1965-67)	619
7. Chris Fahrback (1976-79)	617
8. Jon Haaven (1952-57)	606
9. Mike Greulich (1977-80)	560
10. Chad Mustard (1997-00)	558

Field Goals Attempted

1. Scott Guldseth (1990-93)	1,634
2. Travis Tuttle (1993-97)	1,425
3. Dave Vonesh (1987-91)	1,363
4. Chris Fahrback (1976-79)	1,215
5. Phil Jackson (1965-67)	1,214
6. Chris Gardner (1990-94)	1,209
7. Jon Haaven (1952-57)	1,207
8. Mike Greulich (1977-80)	1,129
9. Don Augustin (1953-56)	1,125
10. Todd Johnson (1992-95)	1,122

Field Goal Percentage (min 400 FG att.)

1. Chris Gardner (1990-94).609 (736x1209)
2. Todd Rypkema (2001-05).591 (450x761)
3. Todd Johnson (1992-95).571 (641x1122)
4. Dave Vonesh (1987-91).567 (773x1363)
5. Brian Ehrp (1994-97) .558 (434x778)
6. Dan Clausen (1981-82) .556 (429x771)
7. Chad Mustard (1997-00).527 (558x1059)
8. Jerome Beasley (2001-03).522 (544x1042)
9. Jon Sonat (1979-82) .516 (393x762)
10. Mark Basco (1983-86) .514 (417x811)

Free Throws Made

1. Dave Vonesh (1987-91)	507
2. Phil Jackson (1965-67)	470
3. Scott Guldseth (1990-93)	466
4. Chad Mustard (1997-00)	452
5. Jon Haaven (1952-57)	422
6. Don Augustin (1953-56)	417
7. Chuck Wolfe (1951-53)	359
8. Todd Johnson (1992-95)	358
9. Chris Gardner (1990-94)	357
10. Ed Weber (1947-50)	315

Free Throws Attempted

1. Dave Vonesh (1987-91)	677
2. Phil Jackson (1965-67)	637
3. Chad Mustard (1997-00)	632
4. Chris Gardner (1990-94)	596
5. Jon Haaven (1952-57)	593
6. Scott Guldseth (1990-93)	558
7. Don Augustin (1953-56)	557
8. Chuck Wolfe (1951-53)	509
9. Ed Weber (1947-50)	493
10. Todd Johnson (1992-95)	474

Free Throw Percentage (min 100 att.)

1. Mike Boschee (1987-90).880 (146x166)
2. Hunter Berg (1998-99) .878 (195x222)
3. Al Jenkins (1968-69) .851 (188x221)
4. Scott Guldseth (1990-93).835 (466x558)
5. Fred Lukens (1975-77) .833 (155x186)
6. Travis Tuttle (1993-97) .825 (301x365)
7. Rick Fischer (1973-76) .8202 (178x217)
8. Craig Skarperud (1970-72).8197 (191x233)
9. Mike Johnson (2001-05).8187 (253x309)
10. Evan Lindahl (2002-c).8166 (98x120)
11. Rod Merriam (1981-83) .804 (160x199)

3-PT Field Goals Made

1. Travis Tuttle (1993-97)	350
2. Jeff Brandt (2000-03)	215
3. Mike Boschee (1987-90)	199
4. Brady Larson (1996-00)	185
5. Tom Jacobson (1998-01)	146
6. Dave Rettker (1993-95)	129
7. Evan Lindahl (2002-c) 113	
8. Scott Guldseth (1990-93)	112
9. Hunter Berg (1998-99)	109
10. Marcus Travis (1996-00)	95

3-PT Field Goals Attempted

1. Travis Tuttle (1993-97)	802
2. Jeff Brandt (2000-03)	583
3. Mike Boschee (1987-90)	498
4. Brady Larson (1996-00)	487
5. Dave Rettker (1993-95)	325
6. Evan Lindahl (2002-c) 317	
7. Hunter Berg (1997-99)	282
8. Scott Guldseth (1990-93)	264
9. Mike Johnson (2001-05)	240
10. Marcus Travis (1996-00)	236

3-PT Field Goal Percentage (min 100 att.)

1. Travis Tuttle (1993-97) .436 (350x802)
2. Scott Guldseth (1990-93).424 (112x264)
3. Tom Jacobson (1998-01) .411 (146x355)
4. Hunter Reinkc (1996-00).410 (94x229)
5. Marcus Travis (1996-00).403 (95x236)
6. Mike Boschee (1987-90).400 (199x498)
7. Matt Wilke (1989-91) .398 (80x201)
8. Dave Rettker (1993-95) .397 (129x325)
9. Hunter Berg (1998-99) .395 (62x157)
10. Chad Brekke (1994-96) .386 (54x140)

Assists

1. Burke Barlow (1993-95)	595
2. Ben Jacobson (1990-93)	420
3. Rico Burkett (1990-91)	401
4. Rick Bouchard (1977-79)	392
5. Doug Moe (1978-81)	330
6. Brady Larson (1996-00)	321
7. Mike Greulich (1977-80)	318
8. Ray Jones (1974-75)	304
9. Mike Johnson (2001-05)	277
10. Rod Merriam (1981-83)	276

Steals

1. Scott Guldseth (1990-93)	178
2. Rico Burkett (1990-91)	127
3. Chris Gardner (1990-94)	124
4. Dave Vonesh (1987-91)	122
5. Steve Brekke (1982-83)	116
Burke Barlow (1993-96)	116
7. Dave Rettker (1993-95)	115
8. Chad Mustard (1997-00)	107
9. Mike Greulich (1977-80)	104
10. Rod Merriam (1981-83)	101

Blocks

1. Chris Gardner (1990-94)	313
2. Dan Clausen (1981-82)	133
Kyle Behrens (1998-01)	133
4. Dave Vonesh (1987-91)	118
5. Scott Guldseth (1990-93)	106
6. Todd Rypkema (2001-05)	102
7. Steve Staver (1986-87)	73
8. Mark Basco (1983-86)	72
9. Jon Sonat (1980-82)	68
10. Brian Ehrp (1994-97)	66



50-Point Games

56-Henry (Doc) O'Keefe in UND 118, Mayville State 5 at UND 2-15-08
 52-Phil Jackson in UND 107, Parsons 56 at Normal, Ill. 3-11-67
 50-Phil Jackson in UND 92, UNI 64 at UND 2-24-67

40-Point Games

49-Al Jenkins in UND 100, Morningside 92 at Sioux City, Iowa 2-14-69
 46-Henry (Doc) O'Keefe in UND 94, Fargo College 9 at UND 2-2-07
 44-Phil Jackson in UND 112, Valparaiso 82 at UND 3-7-66
 44-Travis Tuttle in UND 107, Morningside 98 at UND 3-1-96
 41-Arthur Netcher in UND 65, Fosston H.S. 22 at Fosston 12-8-08
 41-Phil Jackson in UND 85, South Dakota State 75 at Brookings 1-6-67
 41-Jerome Beasley in UND 83, North Dakota State 79 at UND 1-5-02
 41-Jerome Beasley in UND 87, Augustana 79 at Sioux Falls 1-24-03
 40-Jon Haaven in UND 71, Northern Iowa 61 at Cedar Falls 12-11-53
 40-Don Augustin in UND 88, St. Ambrose 71 at Quincy, Ill. 12-29-55
 40-Jon Haaven in Milwaukee Allen-Bradley 80, UND 73 at UND 12-1-56
 40-Phil Jackson in UND 105, SDSU 86 at UND 12-12-66
 40-Dave Vonesh in UND 99, SCSU 91 (2 OT) at St. Cloud 2-9-91
 40-Travis Tuttle in UND 108, Augustana 99 at Sioux Falls 2-9-96
 40-Travis Tuttle in SDSU 102, UND 95 at Brookings 2-15-97

30-Point Games

38-Travis Tuttle in UND 94, Minn.-Morris 88 (OT) at UND 12-14-96
 37-Jon Haaven in UND 70, Augustana 60 at Sioux Falls 1-16-54
 37-Jon Haaven in Gonzaga 78, UND 76 at UND 12-28-56
 37-Phil Jackson in UND 76, Parsons 72 at Fairfield 1-17-67
 37-Al Jenkins in UND 91, SDSU 84 at UND 2-22-69
 37-Dave Vonesh in UND 99, Moorhead State 77 at UND 12-8-90
 37-Jerome Beasley in St. Cloud State 74, UND 69 at Kearney, Neb. 3-14-03
 36-Henry Murphy in UND 61, Jamestown 11 at Jamestown 1-16-07
 36-Chuck Wolfe in UND 85, UNI 73 at UND 2-14-53
 36-Jon Haaven in UND 92, Northern State 75 at Aberdeen 3-4-54
 36-Phil Jackson in UND 74, Morningside 59 at UND 1-13-67
 36-Aaron Harris in UND 92, Augustana 71 at Sioux Falls 2-20-82
 36-Jerome Beasley in UND 91, St. Cloud State 88 (ot) at UND 1-18-02
 36-Jerome Beasley in South Dakota State 100, UND 92 at Brookings 3-2-02
 36-Jerome Beasley in UND 70, Northern Colorado 58 at UND 1-31-03
 35-Chuck Wolfe in UND 77, SDSU 66 at UND 1-23-53
 35-Jon Haaven in Chicago Loyola 90, UND 85 at Chicago 12-2-53
 35-Jon Haaven in NDSU 75, UND 71 at UND 2-23-57
 35-Phil Jackson in UND 93, Chicago Loyola 92 at UND 12-14-66
 35-Phil Jackson in UND 76, South Dakota State 68 at Sioux Falls 12-29-66
 35-Phil Jackson in UND 96, South Dakota 72 at UND 2-25-67
 35-Jim Hester in UND 107, Parsons 56 at Normal, Ill. 3-11-67
 35-Dave Vonesh in UND 98, Morehouse 77 at Springfield, Mass. 3-26-90
 35-Travis Tuttle in Denver 93, UND 87 at UND 12-22-95
 35-Jerome Beasley in UND 81, MSU, Mankato 72 at UND 1-10-03
 34-Henry Murphy in UND 60, Jamestown 7 at Jamestown 1-23-17
 34-Fritz Engel in UND 65, NDSU 57 at UND 3-4-50
 34-Jon Haaven in UNI 61, UND 53 at UND 1-9-54
 34-Don Augustin in UND 96, NDSU 63 at UND 2-18-67
 34-Al Jenkins in UND 102, NDSU 95 at Fargo 1-18-69
 34-Todd Bakken in Western Illinois 102, UND 79 at Brookings 2-28-80
 34-Mark Basco in UND 89, Mankato State 84 at UND 2-2-85
 34-Chris Gardner in Transylvania 80, UND 73 at Highland Hts., Ky. 11-19-93
 34-Travis Tuttle in UND 94, Moorhead State 73 at UND 12-16-95
 34-Chad Mustard in Northern Colorado 74, UND 71 at Greeley 2-27-99
 34-Jerome Beasley in UND 96, Minn.-Duluth 79 at Duluth 12-14-02
 34-Jerome Beasley in South Dakota 79, UND 78, at Vermillion 1-2-03
 33-Arthur Netcher in UND 47, Winnipeg Wellingtons 27 at Winnipeg 2-27-09
 33-Chuck Wolfe in UND 85, NDSU 78 at UND 2-21-53
 33-Jon Haaven in UND 79, NDSU 65 at UND 2-22-57
 33-Craig Skarperud in UND 85, NDSU 69 at UND 1-21-72
 33-Mark Lindahl in UND 101, USD 91 (OT) at UND 1-16-76
 33-Mike Boschee in UND 95, Mankato State 89 at UND 2-4-89
 33-Dave Vonesh in Nebraska-Omaha 88, UND 86 at Omaha 2-23-90
 33-Scott Guldseth in UND 80, Mankato 70 at UND, 2-7-92
 33-Travis Tuttle in UND 96, Augustana 80 at Sioux Falls 2-11-95
 33-Chad Mustard in Augustana 83, UND 81 at Sioux Falls 2-23-99
 33-Jerome Beasley in UND 92, Nebraska-Omaha 88 (ot) at UND 12-30-01
 33-Myron Allen in MSU, Moorhead 80, UND 80 at Moorhead 12-4-02
 33-Jerome Beasley in UND 99, Western Oregon 82 at Monmouth, Ore. 11-23-02
 33-Jerome Beasley in UND 88, South Dakota 73 at UND 2-20-03
 33-Jerome Beasley in UND 97, NDSU 92 (ot) at Fargo, N.D. 3-1-03
 33-Todd Rypkema in UND 68, South Dakota 64 at Vermillion 2-21-04
 33-Todd Rypkema in Minnesota Duluth 95, UND 82 at Duluth 2-26-05

32-Edgar (Dutch) Houser in UND 70, Concordia 8 at UND 1-17-20
 32-Chuck Wolfe in Morningside 85, UND 81 at UND 2-3-51
 32-Chuck Wolfe in UND 75, Augustana 67 at Sioux Falls 1-17-53
 32-Tom Nesbitt in UND 79, SDSU 77 at UND 2-1-64
 32-Phil Jackson in UND 76, USD 68 at Vermillion 2-10-67
 32-Chuck Dodge in UND 65, UNI 59 at Sioux Falls 12-29-69
 32-Mahlon Sanders in UND 89, SDSU 74 at UND 1-9-70
 32-Craig Skarperud in UND 72, Moorhead State 65 at UND 2-17-70
 32-Dan Clausen in UND 82, Mt. Marty 69 at UND 1-3-81
 32-Dave Vonesh in Mankato State 89, UND 87 (OT) at UND 1-8-88
 32-Dave Vonesh in Mankato State 88, UND 71 at Mankato 2-5-88
 32-Dave Vonesh in UND 76, Morningside 73 (OT) at Sioux Falls 12-28-89
 32-Dave Vonesh in Augustana 85, UND 82 at Sioux Falls 1-23-90
 32-Dave Vonesh in UND 87, South Dakota 75 at UND 1-13-90
 32-Dave Vonesh in UND 93, N. Colorado 83 (OT) at Greeley 2-24-90
 32-Dave Vonesh in Grand Valley St. 89, UND 88 (OT) at Ro'ville, Ill. 11-16-90
 32-Dave Vonesh in Morningside 79, UND 77 at Sioux City, Iowa 1-19-91
 32-Scott Guldseth in UND 80, Mankato 74 (OT) at UND, 1-19-93
 32-Scott Guldseth in UND 91, Augustana 87 at Sioux Falls, 2-5-93
 32-Travis Tuttle in UND 80, Holy Names 69 at Humboldt, Calif., 11-19-94
 32-Travis Tuttle in South Dakota State 84, UND 79 at UND 1-13-95
 32-Travis Tuttle in UND 85, Northern Colorado 83 at UND 2-18-95
 32-Jeff Brandt in UND 87, South Dakota 75 at UND 2-9-02
 31-Henry (Caesar) Murphy in UND 53, Concordia 19 at Moorhead 1-15-17
 31-Edgar (Dutch) Houser in UND 64, Jamestown 13 at Jamestown 3-7-21
 31-Chuck Wolfe in USD 77, UND 65 at Sioux City 12-28-50
 31-Don Augustin in Augsburg 90, UND 84 at UND 12-5-55
 31-John Haaven in UND 73, Augustana 67 at UND 1-12-57
 31-Phil Jackson in UND 108, Whittier 71 at UND 12-13-65
 31-Phil Jackson in UND 97, Augustana 67 at UND 12-17-65
 31-Phil Jackson in UND 88, Parsons 69 at UND 12-6-66
 31-Phil Jackson in UND 67, Pan American 51 at UND 1-28-67
 31-Al Jenkins in Northern Michigan 81, UND 77 at Marquette 2-18-69
 31-Mahlon Sanders in UND 97, Lincoln U 86 at UND 12-1-69
 31-Mark Lindahl in UND 80, North Dakota State 63 at UND 2-8-75
 31-Mike Boschee in Northern Michigan 92, UND 90 (2 OT) at NMU 11-25-89
 31-Travis Tuttle in UND 85, Morningside 81 at Sioux City, 3-3-95
 31-Travis Tuttle in UND 84, Morningside 70 at UND 12-31-94
 31-Travis Tuttle in UND 90, Morningside 83 at UND 1-4-97
 31-Myron Allen in UND 99, Western Oregon 82 at Monmouth, Ore. 11-23-02
 31-Jerome Beasley in UND 100, Mary 58 at UND 12-30-02
 31-Jerome Beasley in UND 72, Nebraska-Omaha 69 at UND 2-1-03
 31-Todd Rypkema in UND 76, NDSU 73 (ot) at UND 2-7-04
 30-Arthur Netcher in UND 94, Fargo College 9 at UND 2-2-07
 30-John Heimes in UND 92, Grand Forks YMCA 9 at UND 3-3-12
 30-Chuck Wolfe in USD 96, UND 66 at Vermillion 1-5-51
 30-Chuck Wolfe in Luther 90, UND 68 at UND 12-6-52
 30-Chuck Wolfe in UND 94, Morningside 74 at UND 1-30-53
 30-Jon Haaven in Morningside 75, UND 63 at Sioux City, Iowa 1-4-57
 30-Jon Haaven in North Dakota State 91, UND 87 at Fargo 2-16-57
 30-Larry Hanson in UND 77, Alaska 57 at Seward, Alaska 12-20-62
 30-Tom Nesbitt in Montana 79, UND 77 at UND 12-6-63
 30-Phil Jackson in UND 85, DePaul 74 at UND 1-4-65
 30-Phil Jackson in UND 97, Parsons 75 at UND 1-20-65
 30-Phil Jackson in Augustana 81, UND 76 at UND 2-4-67
 30-Dave Godfred in UND 106, Eastern Montana 73 at UND 2-3-69
 30-Austin Martin in UND 76, Northern Michigan 70 at Marquette 1-14-74
 30-Jim Goodrich in UND 87, Augustana 82 at Sioux Falls 12-30-75
 30-Chris Fahrback in UND 70, South Dakota State 65 at UND 2-10-79
 30-Aaron Harris in UND 71, South Dakota 67 at UND 2-7-81
 30-Steve Staver in UND 89, South Dakota 61 at Sioux Falls, 12-29-86
 30-Ed Cox in UND 83, Mankato State 67 at UND 1-30-87
 30-Dave Vonesh in UND 82, Northern Michigan 74 at Marquette 12-7-88
 30-Mike Boschee in UND 90, North Dakota State 85 at Fargo 1-21-89
 30-Dave Vonesh in UND 76, Nebraska-Omaha 67 at Sioux Falls, 3-9-91
 30-Chris Gardner in UND 80, North Dakota State 63 at UND, 2-22-92
 30-Scott Guldseth in UND 79, Morningside 76 at Sioux City, Iowa 2-14-92
 30-Dave Rettker in UND 87, South Dakota State 77 at UND 2-5-94
 30-Travis Tuttle in UND 100, South Dakota 95 (OT) at Vermillion 3-4-95
 30-Travis Tuttle in UND 96, South Dakota State 71 at UND 2-11-96
 30-Brian Ehrp in UND 85, Augustana 77 at Sioux Falls, S.D. 1-13-96
 30-Hunter Reinke in UND 111, Moorhead St. 106 (OT) at Moorhead 12-7-96
 30-Travis Tuttle in UND 97, South Dakota 78 at UND 1-3-97
 30-Brady Larson in UND 98, Augustana 89 at Sioux Falls, S.D. 2-25-00
 30-Jerome Beasley in Nebraska-Omaha 81, UND 73, at UND 3-4-03
 30-Todd Rypkema in Minnesota State, Mankato 81, UND 77 at MSU 2-28-04

